

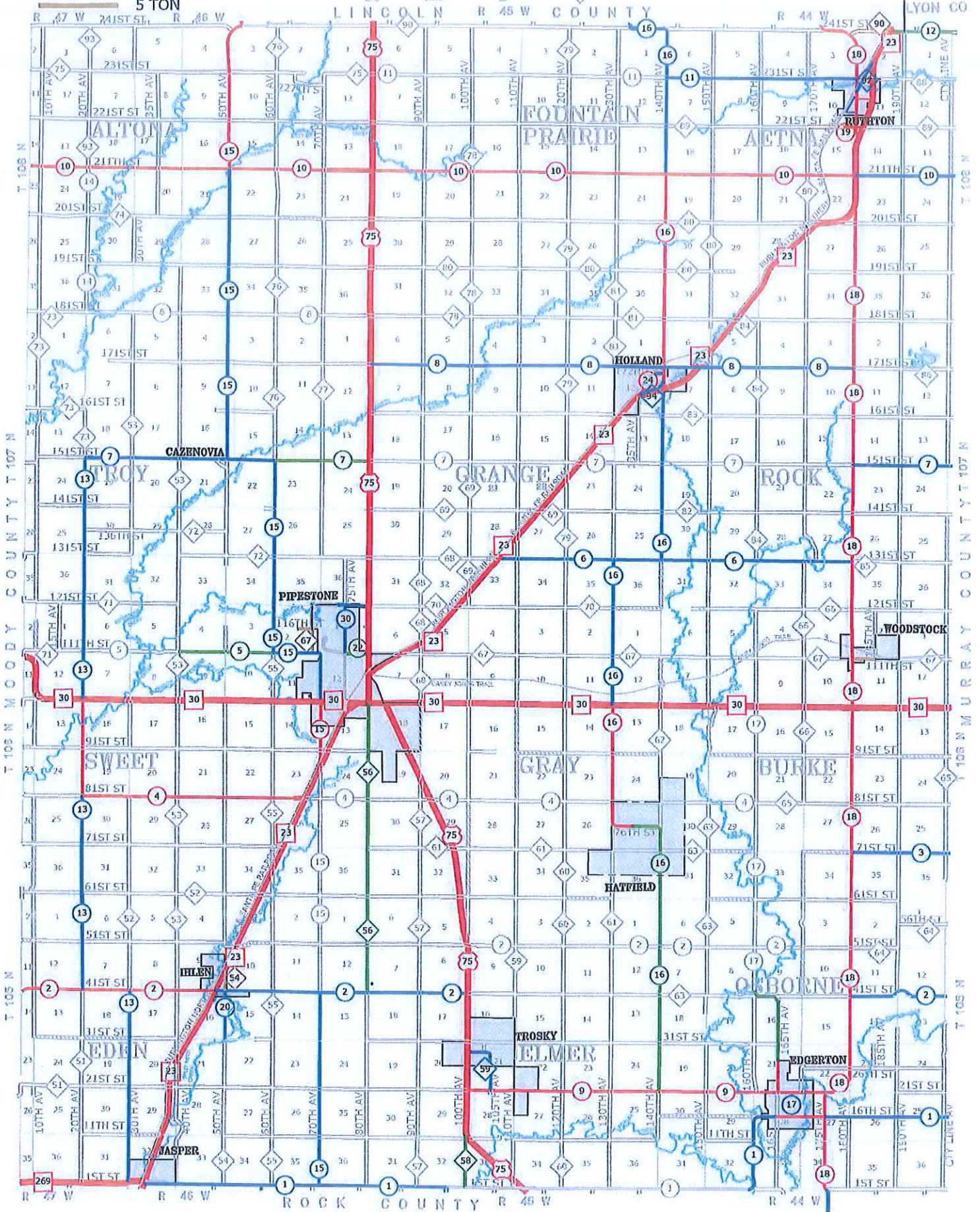
LEGEND

- 10 TON
- 9 TON
- 7 TON
- 5 TON

# (2017 WEIGHT RESTRICTIONS) PIPESTONE COUNTY


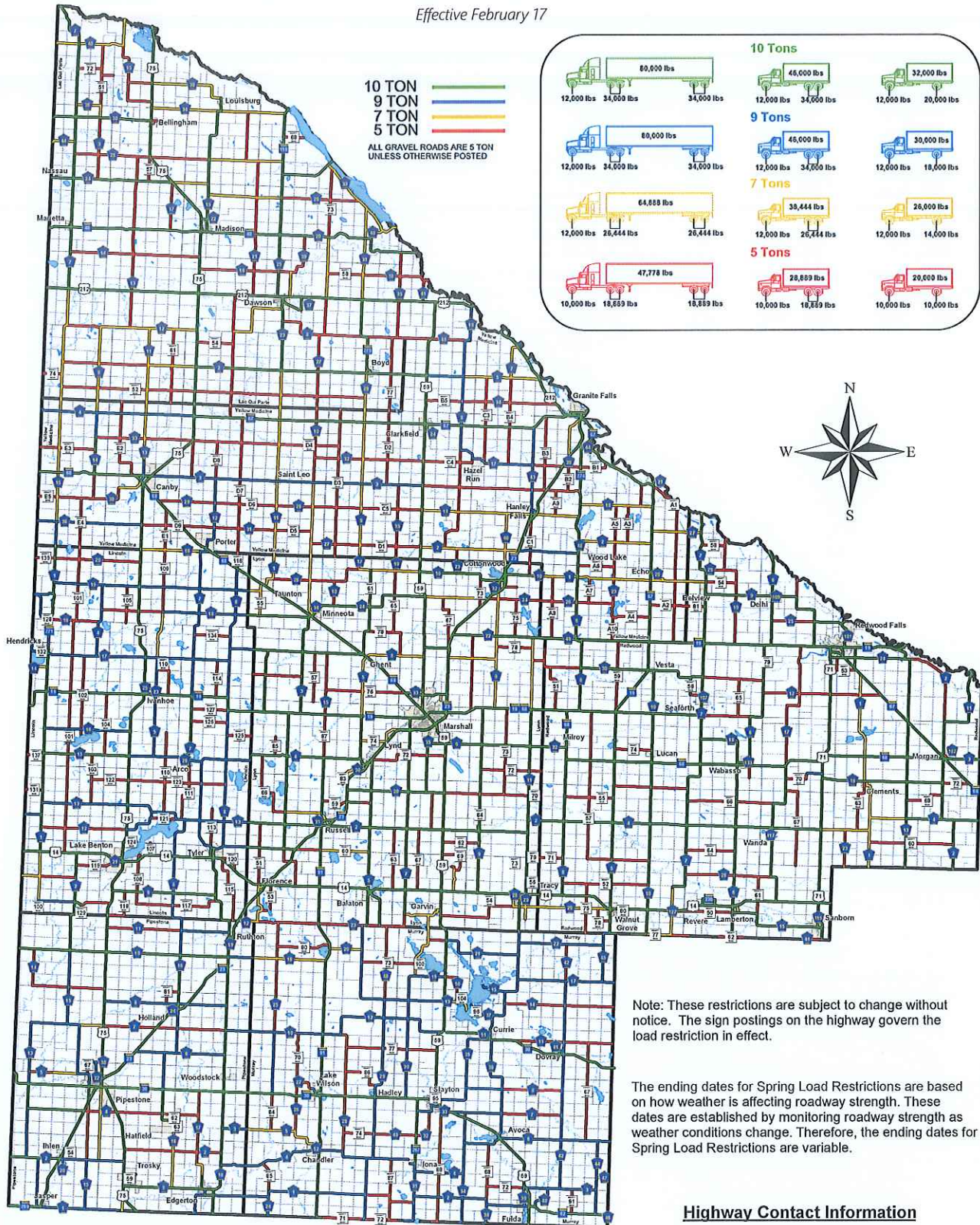
DAVID J. HALBERSMA  
HIGHWAY ENGINEER  
DECEMBER 16, 2016

75 U.S. 23 STATE 16 C.S.A.H. 79 TWSP./C.H.



# 2017 Regional Spring Load Restrictions

Effective February 17




Note: These restrictions are subject to change without notice. The sign postings on the highway govern the load restriction in effect.

The ending dates for Spring Load Restrictions are based on how weather is affecting roadway strength. These dates are established by monitoring roadway strength as weather conditions change. Therefore, the ending dates for Spring Load Restrictions are variable.

### Highway Contact Information

- Lac qui Parle County: (320) 598-3878
- Lincoln County: (507) 694-1464
- Lyon County: (507) 532-8205
- Redwood County: (507) 637-4056
- Murray County: (507) 836-6327
- Pipestone County: (507) 825-1245
- Yellow Medicine County: (320) 313-3000
- MnDOT: (800) 657-3748



This drawing is neither a legally recorded map nor a survey and is not intended to be used as one. This drawing is a compilation of information from various sources and is to be used for reference purposes only. Lyon County is not responsible for any inaccuracies herein contained. If discrepancies are found please contact the Lyon County GIS Department at (507) 532-8218.

